Talkhes Store

talkhes-eg.com

Math

Vertical addition and subtraction, measurement and numbers to 1000

Main Summary

Free Sample

Primary 2



- Graphs and Vertical Addition
- Vertical Subtraction and Time
- Units of Length
- Numbers Bigger than 100
- Capacity, Addition, Subtraction and Mental Math

Contents (1)

Unit 1: Graphs and Vertical Addition — 5 lessons

Start of unit — p. 6

1 Lesson 1: Graphs and Charts — p. 7

2 Lesson 2: Comparing Two Graphs — p. 9

3 Lesson 3: Addition without Carrying — p. 11

4 Lesson 4: Addition with Carrying — p. 13

5 Lesson 5: Changing the Order — p. 15

Unit summary — p. 17

Contents (2)

Unit 2: Vertical Subtraction and Time — 5 lessons

- Start of unit — p. 18
- 1 Lesson 1: Subtraction without Taking — p. 19
- 2 Lesson 2: Subtraction with Taking — p. 21
- 3 Lesson 3: Checking with Addition — p. 23
- 4 Lesson 4: Time and Duration — p. 25
- 5 Lesson 5: AM and PM — p. 27
- Unit summary — p. 29

Unit 3: Units of Length — 3 lessons

- Start of unit — p. 30
- 1 Lesson 1: cm and mm — p. 31
- 2 Lesson 2: Changing Units and Lines — p. 33
- 3 Lesson 3: Calculating Lengths — p. 35
- Unit summary — p. 37

Talkhes Store · talkhes-eg.com

Contents (3)

Unit 4: Numbers Bigger than 100

5 lessons

Start of unit p. 38

1 Lesson 1: Numbers to 1000 p. 39

2 Lesson 2: Groups of Ten p. 41

3 Lesson 3: Number Lines and 1000 p. 43

4 Lesson 4: Tens and Hundreds p. 45

5 Lesson 5: Comparing Numbers p. 47

Unit summary p. 49

Contents (4)

Unit 5: Capacity, Addition, Subtraction and Mental Math — 5 lessons

Start of unit — p. 50

1 Lesson 1: dL and L — p. 51

2 Lesson 2: mL and Capacity — p. 53

3 Lesson 3: Addition to the Hundreds — p. 55

4 Lesson 4: Subtraction from the Hundreds — p. 57

5 Lesson 5: Mental Math — p. 59

Unit summary — p. 61

Unit 1

Graphs and Vertical Addition

- Welcome, math champion!
- We collect data, show it in graphs and charts, read them and compare them.
- Then we learn vertical addition place by place, with and without carrying.



1 Graphs and Charts
2 Comparing Two Graphs
3 Vertical Addition without Carrying
4 Vertical Addition with Carrying
5 Changing the Order in Addition

Talkhes Store · talkhes-eg.com

Lesson 1

Graphs and Charts

Book: p. 4–11

Contents

Today's goal

Show data in a graph and a chart, and read them.

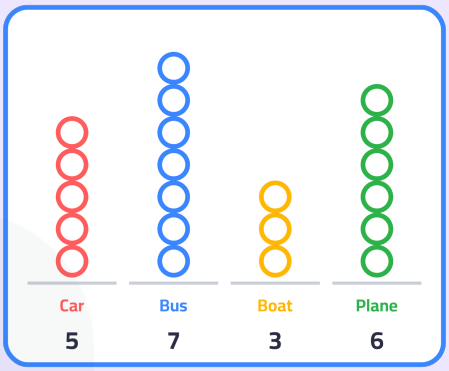

Lesson ideas

1. To organize, we **mark each item** as we count it, so we do not count it twice.
2. **Graph:** we draw one circle (O) for each item **from the bottom**, lining up the start of the rows.
3. A graph shows **which item has more or less** just by looking.
4. **Chart:** we write the number of each item, so we know the **exact number**.
5. Check: the total of the numbers in the chart equals the number of all the items.
6. To find «how many more?», we **subtract** the smaller number from the bigger one.

Talkhes Store · talkhes-eg.com

Lesson 1

Graphs and Charts

Book: p. 4–11

Contents

New words

Graph A picture that shows numbers with circles or bars.

Chart Rows and columns where we write the numbers.

Data Information we collect by counting.

Survey Asking a group of people to collect data.

Remember

A graph shows more and less ▪ A chart shows the exact number.

In my life

I ask my classmates about their favorite color and show the answers in a graph.

Family activity

With my family, count the kinds of fruit at home and draw them in a circle graph.

Talkhes Store · talkhes-eg.com

Lesson 2

Comparing Two Graphs

Book: p. 12–15

Contents

Today's goal

Compare two graphs and find the difference.



Lesson ideas

1. By **comparing two graphs**, we can study the differences.
2. Example: the number of boys is **2 students greater** in Class 1.
3. In each graph, we look for the tallest column to find the most.
4. We look for the item that has the **same number** in both graphs.
5. We find the **difference** for each item by subtraction, then choose the largest difference.
6. To find the **total** of both graphs, we add the two numbers.

Talkhes Store · talkhes-eg.com

Lesson 2

Comparing Two Graphs

Book: p. 12–15

Contents

New words

Compare Find which is more or less.

Difference The answer when we subtract the smaller from the bigger.

Total The answer when we add.

Same Having equal numbers.

Remember

Difference: subtract ▪ Total: add ▪ Same: equal numbers.

In my life

I compare the number of books I read this month and last month.

Family activity

With my family, record the weather for two weeks and compare the two graphs.

Talkhes Store · talkhes-eg.com

Lesson 3

Vertical Addition without Carrying

Book: p. 16–21

Contents

Today's goal

Add 2-digit numbers, and a 2-digit and a 1-digit number, vertically.

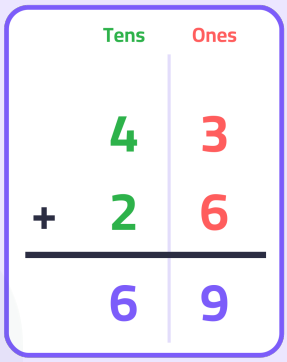

Lesson ideas

1. **Vertical addition:** we line up the place values vertically: Ones under Ones and Tens under Tens.
2. We calculate **place by place**, starting from the **Ones place**, then the Tens place.
3. Example: 43 + 26 = 69: Ones 3 + 6 = 9, Tens 4 + 2 = 6.
4. For a 2-digit number plus a 1-digit number, write the 1-digit number **under the Ones place**.
5. Example: 32 + 5 = 37: add the Ones, then bring down the 3 in the Tens place.
6. Problems that ask «how many in total?» use **addition**. Write the answer with the unit.

Talkhes Store · talkhes-eg.com

Lesson 3

Vertical Addition without Carrying

Book: p. 16–21

New words

Vertical addition Adding with the numbers lined up by place value.

Ones place The first place on the right.

Tens place The place to the left of the Ones.

Mathematical sentence The calculation written with numbers.

Remember

Ones under Ones ▪ Start with the Ones, then the Tens.

In my life

Hany has 40 sheets of colored paper and gets 20 more: 40 + 20 = 60 sheets.

Family activity

With my family, add the prices of two things vertically.

Talkhes Store · talkhes-eg.com

Lesson 4

Vertical Addition with Carrying

Book: p. 22–25

Today's goal

Add vertically when the sum of the Ones is 10 or more.

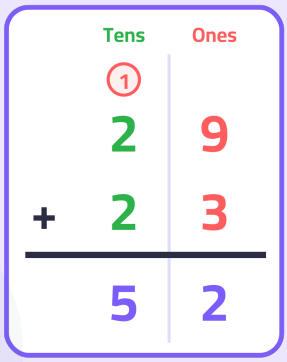

Lesson ideas

1. If the sum of the Ones is **10 or more**, write the Ones and **carry over 1** to the Tens place.
2. Example: 29 + 23: Ones 9 + 3 = 12, write 2 and carry 1.
3. Then we add three numbers in the Tens place: 1 + 2 + 2 = 5, so the answer is 52.
4. If the sum of the Ones is **exactly 10**, write 0 in the Ones place and carry 1.
5. Example: 23 + 27 = 50. Another example: 51 + 9 = 60.

Talkhes Store · talkhes-eg.com

Lesson 4

Vertical Addition with Carrying

Book: p. 22–25

New words

Carry over Move 1 from the Ones to the Tens.

Ten 10 ones.

Answer The result of a calculation.

Sum The answer of an addition.

Remember

Ones 10 or more: carry 1 to the Tens ▪ Don't forget the carried 1.

In my life

There are 29 boys and 23 girls in the class:
29 + 23 = 52 students.

Family activity

With my family, count the plates and cups and add them vertically.

Talkhes Store · talkhes-eg.com

Free Sample

Well done! You finished the free sample

This is a free sample of the **Main Summary** of Math – Primary 2 – Term 1.

The full version includes:

1. 5 units and 23 lessons explained in the same easy style
2. A summary page at the end of every unit
3. Vocabulary & Rules, Questions & Answers, and practice exams with model answers
4. Every product as a PDF and as an interactive PowerPoint

Talkhes Store

Get the full version

talkhes-eg.com

Scan the code or tap the button to visit the store

Disclaimer

This file is an independent study summary written by «Talkhes» in a new, simplified style, based on the Math textbook (Primary 2 – Term 1) approved by the Ministry of Education and Technical Education of the Arab Republic of Egypt.

«Talkhes» is independent; it is not affiliated with or approved by the Ministry of Education and Technical Education. All rights to the original textbook belong to the Ministry.

This summary helps with studying and revision; it does not replace the textbook or the teacher's explanation.

This file is for the personal use of the buyer only. Copying, reselling or sharing it is not allowed.

Talkhes Store · talkhes-eg.com

Contents

Thank you for choosing Talkhes Store

We wish you easy studying and excellent results

PPT

PowerPoint decks

An interactive presentation for every subject

PDF

PDF summaries

A clear, organized summary for every subject

Bundles

Term bundles

All term subjects in one organized bundle

Q&A

Vocabulary & question bank

Key words, rules and answered questions for every lesson